

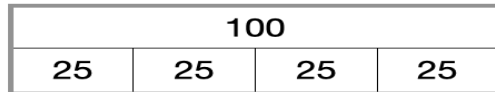


Each term, we have identified three areas which are a key focus to children being ready to progress in maths in the next term. In order for children to fully embed this knowledge, we recommend little and often practice. Little and often at home and at school will help your child become fluent in these milestones and focus areas.

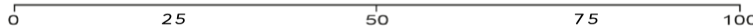
Composition of number milestone

To be confident and fluent with dividing 100 in 2, 4, 5 and 10 equal parts, with support of a blank number line.

This includes counting in these numbers - 50s, 10s, 20s and 25s.



Children should be able to plot these values on a blank number line by considering 'midpoints' and estimate the position of the number. E.g. Where would 60 go? Why did you choose that position?



Multiplicative thinking milestone

To recall and use multiplication and division facts for the 5 times tables, with a focus on counting in 5s.

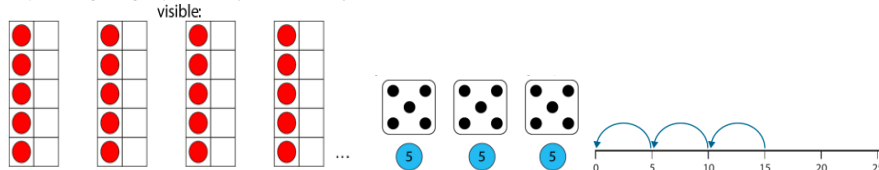
Children will learn that counting in fives can be represented by the five times table. Adjacent multiples of five have a difference of five. Children will first be introduced to counting in fives using familiar groups of 5s such as hands, dice showing 5 dots and 5 pence coins.

Children will use facts from the 5 times table to be able to solve problems about groups of five.

Children will work systematically to build the five times table by counting in fives in school, leading to a fluency and recall of the facts from the five times table. Children will learn to count in 5s by finding groups of 5 and seeing that they have five a certain number of times.

$0 \times 5 = 0$	$5 \times 0 = 0$
$1 \times 5 = 5$	$5 \times 1 = 5$
$2 \times 5 = 10$	$5 \times 2 = 10$
$3 \times 5 = 15$	$5 \times 3 = 15$
$4 \times 5 = 20$	$5 \times 4 = 20$
$5 \times 5 = 25$	$5 \times 5 = 25$
$6 \times 5 = 30$	$5 \times 6 = 30$
$7 \times 5 = 35$	$5 \times 7 = 35$

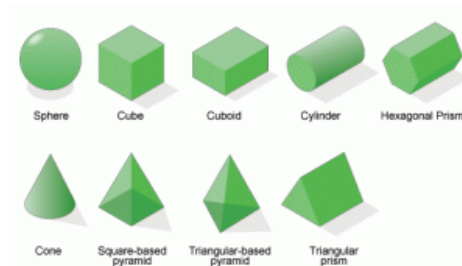
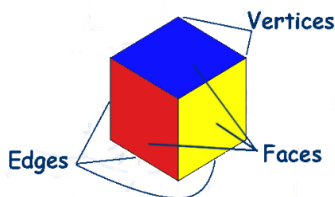
Skip counting with groups of five objects – cardinality



Other milestone

Learn the names of 3D shapes - identify and describe the properties of 3-D shapes, including the number of edges, vertices and faces.

Children will need to learn and use the correct mathematical vocabulary to describe the properties of 3D shapes, drawing on their knowledge of 2D shapes from Year 1 to describe the faces. E.g. A Cube is made up of six square faces and has 8 vertices and 12 edges.



These areas will form part of your child's shared learning weekly. Please can you keep an additional focus on these areas where possible.